

**Boundary Physics Opportunities for 2009-2013**

R. Maingi

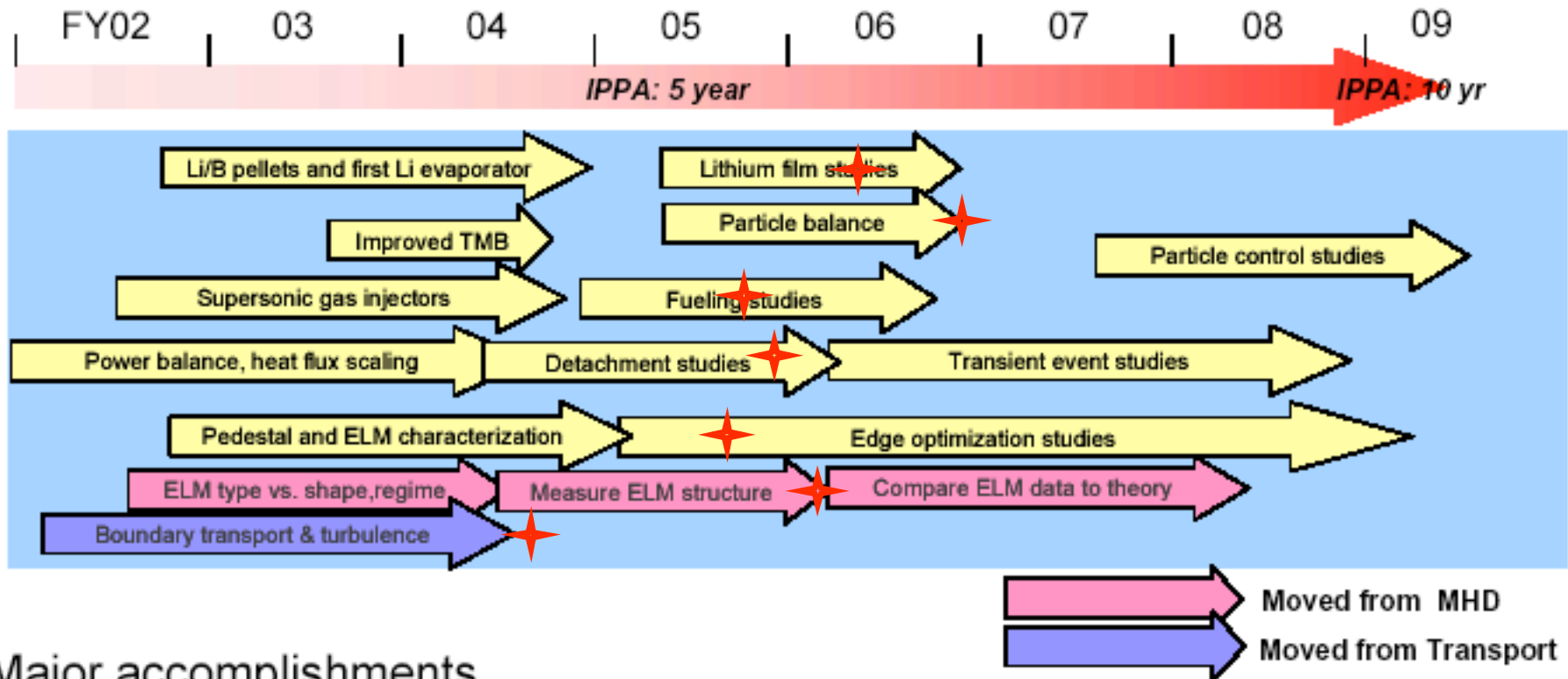
Oak Ridge National Laboratory

NSTX 5 year plan boundary physics  
brainstorming meeting

Princeton, NJ

Feb. 12, 2006

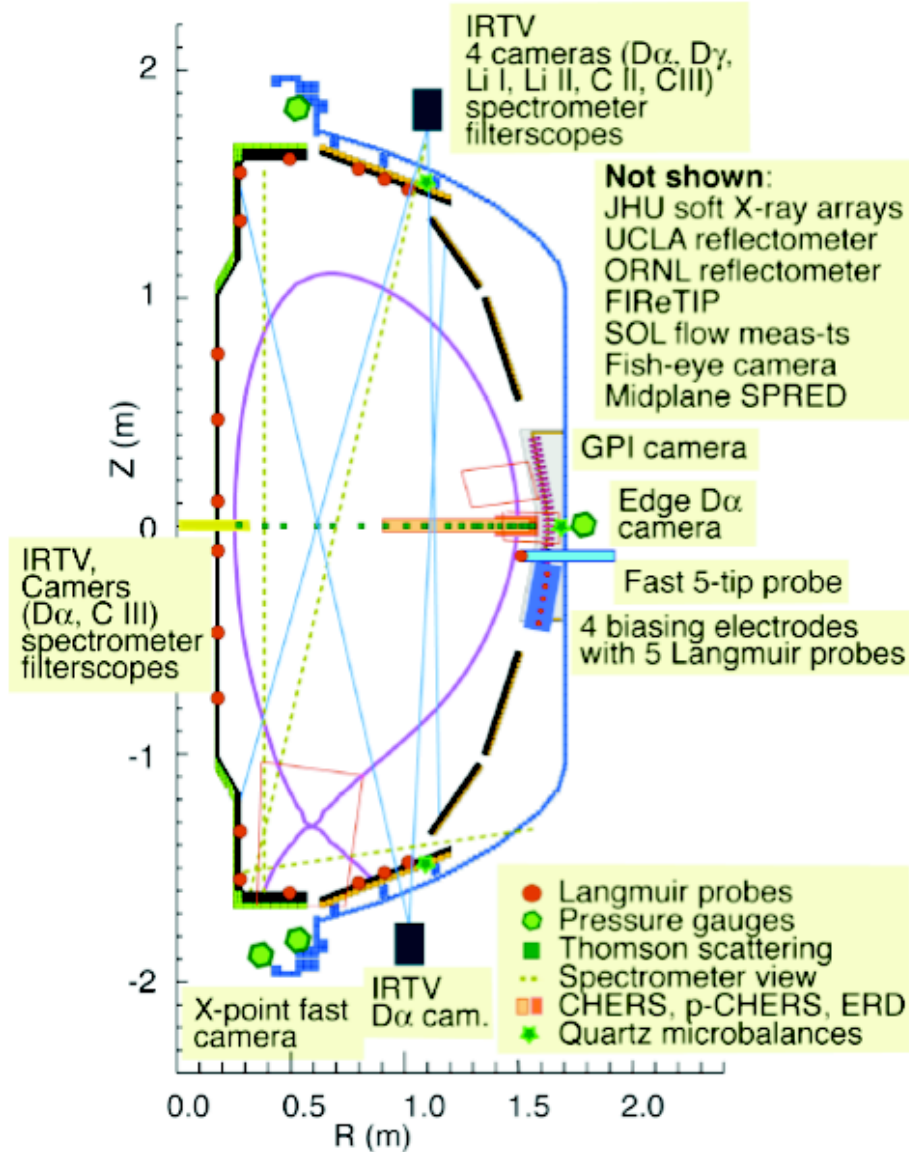
# Boundary Physics Research



## • Major accomplishments

- Demonstrated particle pumping potential of Lithium conditioning
- Demonstrated improved fueling efficiency of super-sonic gas injection
- Characterized and controllably reduced divertor heat flux
- Characterized ELM types, discovered small “type-V” ELM regime
- Pursuing pedestal similarity experiments
- Detailed comparisons of edge turbulence measurements to theory
- Novel mass deposition measurements with quartz microbalance

# Boundary physics diagnostics in 2007



FY02

03

04

05

IPPA:  
5 year

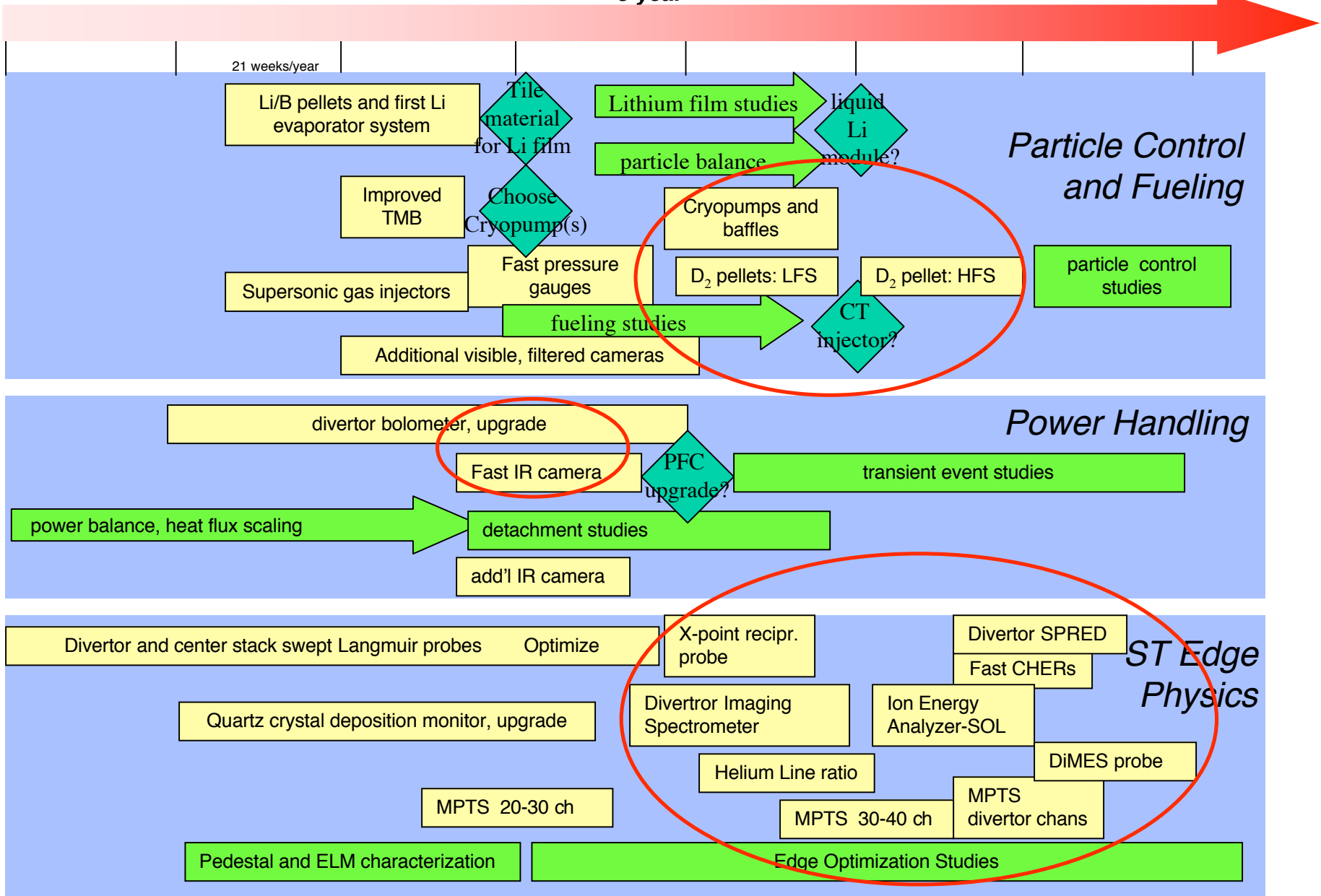
06

07



NSTX

IPPA:  
10 yr



NSTX 2004-2008 plan document - red ovals represent diagnostics not implemented

## Opportunities in boundary physics for 2009-13

- Liquid lithium test in diverted machine with hot SOL
- What sets the H-mode pedestal widths?
- What determines the ELM regime?
- What sets the SOL width?
- How does an ST divertor extrapolate?
- Test X-divertor? Optimize shape (secondary PP, closed...)
- Does the fueling method affect performance in an ST?

## Opportunities in boundary physics for 2009-13

- Liquid lithium test in diverted machine with hot SOL
  - Better core confinement? **Hardware 09?**
  - Controlled  $Z_{\text{eff}}$ ? **Diagnostics?**
  - Improved edge stability?
  - Reduced recycling and core fueling?
- What sets the H-mode pedestal widths?
  - Transport, stability or fueling? **More Thomson**
  - How can the pedestal be optimized? **More ERD**
  - Does the pedestal limit core performance? **Improved EFC to avoid Locked Modes**
- What determines the ELM regime?
  - Transport, stability or fueling? **Run Time**
  - Are there steady small ELM regimes? How to extrapolate?

## Opportunities in boundary physics for 2009-13

- What sets the SOL width?
  - Existing models predict 1-2mm;  $\lambda_q^{\text{mid}} \sim 6-10\text{mm}$
  - Role of turbulence? Gyro-motion? Transient events?
  - How about  $\lambda_n^{\text{mid}}$  and  $\lambda_T^{\text{mid}}$
  - Scaling with  $I_p$ ,  $B_t$ ,  $P_{\text{NBI}}$
- How does an ST divertor extrapolate?
  - P/R correct parameter?  $q_{\parallel}$ ?  $q_{\perp}$ ?
  - Role of magnetic balance, divertor volume?
  - Radiative or detached divertor compatible with good  $\tau_E$ ?
- Test X-divertor? Optimize shape (secondary PP, closed...)
- Does the fueling method affect performance in an ST?
  - Gas puffing vs. Pellets vs. CTs?
  - Should we consider a divertor cryopump?

**Div. LP**

**Fast IR**

**Run Time**

**Manpower**

**Run Time**

**2D DivTS?**

**Hardware**

**Hardware**

**Hardware**