

# Microstability Analysis of Low-Z Impurity Doped Tokamak Plasmas

Gábor Szepesi<sup>1,2</sup>, Michele Romanelli<sup>1</sup>

<sup>1</sup>EURATOM/CCFE Fusion Association, Culham Science Centre  
<sup>2</sup>Centre for Fusion, Space and Astrophysics, University of Warwick

michele.romanelli@ccfe.ac.uk  
g.szepesi@warwick.ac.uk

*FTU Collaborators:* M.L. Apicella, D. Frigione, M. Marinucci,  
G. Mazzitelli and C. Mazzotta

*GKW Group:* A.G. Peeters, Y. Camenen, F. Casson, W. Hornsby, A. Snodin

- 1 Density Peaking in FTU Liquid Lithium Limiter Discharges
- 2 Numerical Microstability Analysis with GWK
- 3 Theoretical analysis
- 4 Conclusions

# Contents

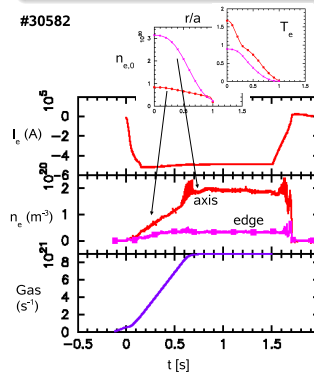
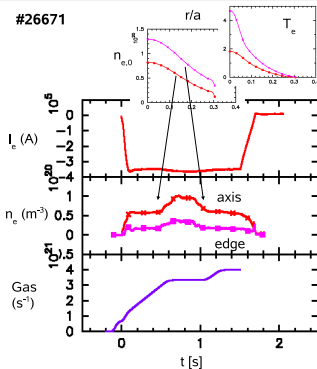
- 1** Density Peaking in FTU Liquid Lithium Limiter Discharges
- 2 Numerical Microstability Analysis with GWK
- 3 Theoretical analysis
- 4 Conclusions

# LLL discharges in FTU

G. Mazzitelli et al., submitted to Nuclear Fusion.

- reference discharge: #26671
- **metallic limiter**, Ohmic and ECRH heating

- LLL discharge: #30582
- improved recycling + density follows gas injection **in the core**

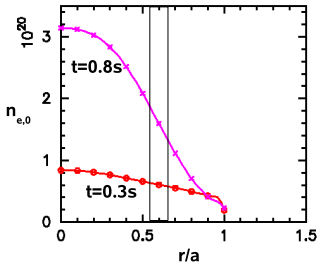


# Contents

- 1 Density Peaking in FTU Liquid Lithium Limiter Discharges
- 2 Numerical Microstability Analysis with GWK
- 3 Theoretical analysis
- 4 Conclusions

# Parameters, FTU #30582, $r/a = 0.6$

- Linear microstability analysis at:  
 $r/a = 0.6$ ,  $t = 0.3s$   
and  $t = 0.8s$
- GKW: Peeters et al.  
CPC 2009



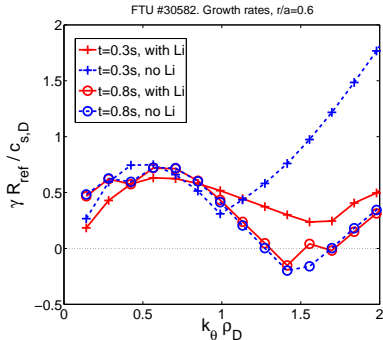
$t = 0.3s$

	$n[10^{19}m^{-3}]$	$T[keV]$	$-\frac{a\nabla T}{T}$	$-\frac{a\nabla n}{n}$
$D^+$	3.21	0.47	2.14	0.89
$e^-$	6.03	0.57	3.07	0.89
$Li^+$	0.94	0.47	2.14	0.89

$t = 0.8s$

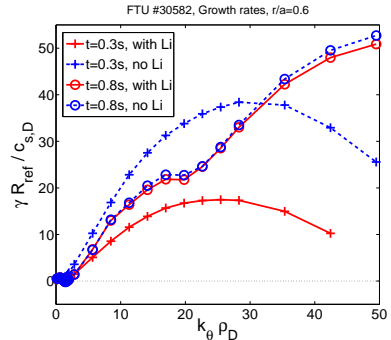
	$n[10^{19}m^{-3}]$	$T[keV]$	$-\frac{a\nabla T}{T}$	$-\frac{a\nabla n}{n}$
$D^+$	15.50	0.26	4.61	3.12
$e^-$	15.95	0.24	4.94	3.12
$Li^+$	0.15	0.26	4.61	3.12

# Linear Results: Growth Rate



## Low-k spectrum

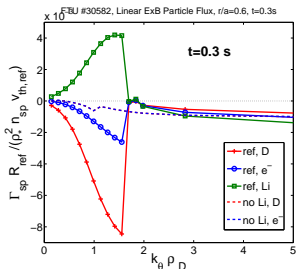
- $t = 0.3s$ : weak stabilization by Li at the largest wavelength ITG modes, **drive of Li-TG modes at intermediate wavelengths.**
- $t = 0.8s$ : low Li concentration, negligible effect on ITG growth rate (circles).



## High-k spectrum

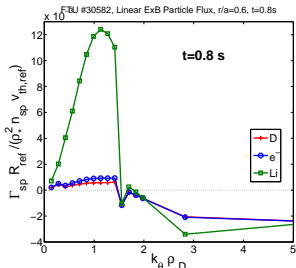
- ETG and TEM modes stabilised by large lithium concentration (crosses), see M Reshko, C M Roach, PPCF **50** 2008
- Li concentration low, negligible effect on ETG growth rate (circles)

# Linear Results: Particle Flux



## Linear fluxes

- reflect the phase difference of  $\phi_1$  and  $n_1$
- **magnitude carries no information**
- the sign indicates inward (-) or outward (+) flux
- abrupt change at transition from ITG to TEM



## $t = 0.3s$ (top)

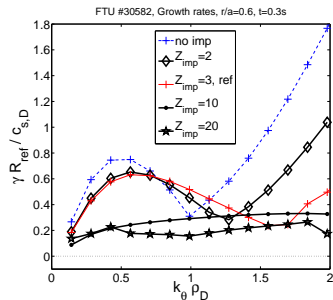
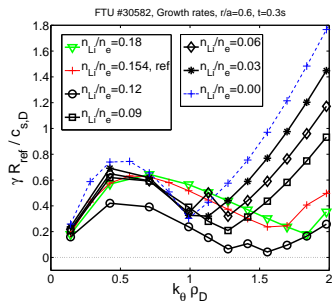
- **with Li:** ITG modes drive inwards  $D^+$  and  $e^-$ , and outwards  $Li^+$  fluxes
- **no Li:** most of the spectrum drives inward flux

## $t = 0.8s$ (bottom)

- $D^+$  and  $e^-$  fluxes driven by ITG are outward.



# Impurity Parameter Scan



## Li Density Scan

- Transition from ITG to TEM modes depends on  $n_{Li}$ .
- Inward flux of main species and outward impurity flux even at  $n_{Li}/n_e = 0.3$

## $Z_{imp}$ Scan

- TEM (and ETG) stabilization observed with various low- $Z$  impurities.
- Collisions play an important role in stabilization of ITG modes.

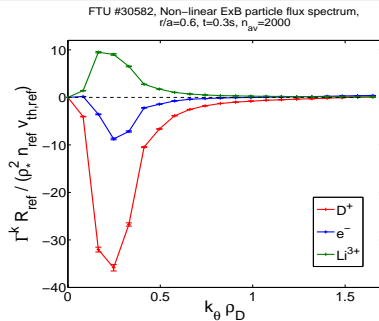
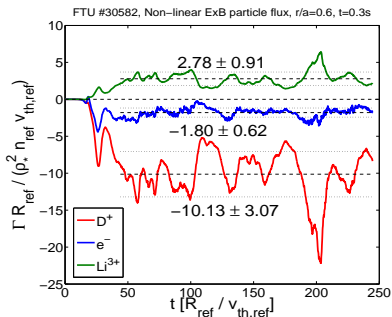
## Summary of Linear Simulations

Presence of impurities ( $n_{\text{Li}}/n_e > 0.01$ ):

- gives rise to Impurity-TG driven modes (depending on collisions),
- stabilizes TEM and ETG modes (Reshko, Roach, PPCF 2008),
- decouples ion and electron density fluctuations allowing different phase shifts compared to the potential fluctuation,
- drives inward flux of main species via ITG modes while impurity ions are being transported outward.

**Do these characteristics persist in the non-linear phase?**

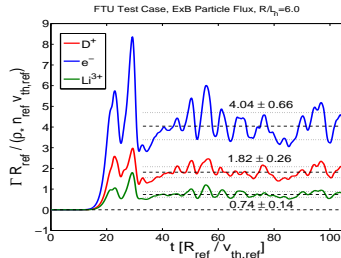
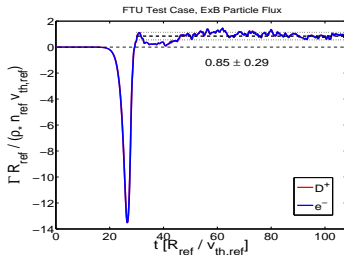
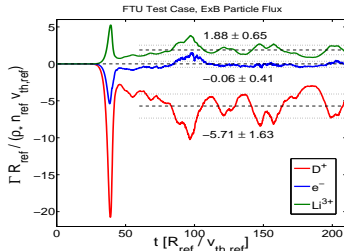
# Non-Linear Results: Experimental Case



## Non-Linear Fluxes

- Non-linear simulation of the ITG modes (up to  $k_{\theta} \rho_D \sim 1.6$ )
- Linearly predicted flux direction remains in the saturated phase.
- Flux level comparable to experimentally obtained values.
- Mode amplitude and flux dominated by the fastest growing modes.

# Non-linear Results: Test Case



- Lower drive ( $R/L_{T,i} = 6.0$ ), lithium density ( $n_{Li}/n_e = 0.1$ ) and safety factor ( $q = 2$ )
- Lithium changes the direction of  $D^+$  and  $e^-$  fluxes.
- Increased density gradient ( $R/L_n = 3.0 \rightarrow 0.6$ ) changes flux.

# Contents

- 1 Density Peaking in FTU Liquid Lithium Limiter Discharges
- 2 Numerical Microstability Analysis with GWK
- 3 Theoretical analysis
- 4 Conclusions

# Particle Transport

Theoretical study of turbulent particle transport (non-complete list):

- Turbulent particle flux in gyro-kinetic and quasi-linear theory (role of ITG, TEM): Fable, Angioni, Sauter PPCF 2008, 2010
- Effects of collisionality: Peeters, Angioni, PoP 2003
- Electromagnetic effects on trace impurity transport: Hein, Angioni, PoP 2010

**Effect of non-trace impurities on main species has not yet been addressed.**

## Collisional multi-fluid model

- Braginskii-equations for ions, trapped electrons and impurities
- adiabatic passing electrons:  $n_{e,1}^p/n_{e,0}^p \sim e\phi_1/T_{e,0}$
- isotropic fluctuations:  $\pi_{ab} = 0$
- low collisionality:  $\frac{\nu}{\omega_c} \sim \delta \ll 1$
- standard linearization:  $f = f_0 + f_1 + O(\delta^2)$ ,  $\frac{f_1}{f_0} \sim \delta$ ,  
 $f_1 \sim \exp(-i\omega t + i\mathbf{k} \cdot \mathbf{x})$
- quasi-stationary ions and trapped electrons:  $\frac{v_{i,0}}{v_{th}} \sim \frac{v_{e,0}^t}{v_{th}} \sim \delta^2$
- gradients:  $\nabla_{\perp} f_0 \sim f_0/a$ ,  $\nabla_{\perp} f_1 \sim k f_1$ ,  $\nabla_{\parallel} \sim \delta^2/a$  (parallel dynamics neglected)
- low Mach-number:  $\frac{v_1}{v_{th}} \sim \delta \ll 1$
- **Result:** only thermal effects in the source terms (q,Q,R)

## Linearized, first order equations

- continuity:  $-i\omega n_{s,1} + \nabla n_{s,0} \cdot \mathbf{v}_{s,1} + in_{s,0} \mathbf{k} \cdot \mathbf{v}_{s,1} = 0$
- momentum:

$$-i\omega m_s n_{s,0} \mathbf{v}_{s,1} + i\mathbf{k}(n_{s,1} T_{s,0} + n_{s,0} T_{s,1}) + \nabla n_{s,0} T_{s,1} + n_{s,1} \nabla T_{s,0} + i\mathbf{k} Z_s e n_{s,0} \phi_1 - Z_s e n_{s,0} \mathbf{v}_{s,1} \times \mathbf{B} - Z_s e \frac{n_{s,1}}{n_{s,0}} \nabla p_{s,0} + \mathbf{R}_{s,0} = 0$$

- energy balance:

$$-i\omega \frac{3}{2} n_{s,0} T_{s,0} + \frac{3}{2} n_{s,0} \mathbf{v}_{s,1} \cdot \nabla T_{s,0} + i p_{s,0} \mathbf{k} \cdot \mathbf{v}_{s,1} + \nabla \cdot \mathbf{q}_{s,0} - Q_{s,0} = 0$$

- quasi-neutrality:  $e\phi_1 = \frac{T_{e,0}}{n_{e,0}^p} \left( Z_i n_{i,1} + Z_{\text{imp}} n_{\text{imp},1} - n_{e,1}^t \right)$

**An analytical expression for  $\mathbf{v}_{i,1}$  has been obtained.**



# Contents

- 1 Density Peaking in FTU Liquid Lithium Limiter Discharges
- 2 Numerical Microstability Analysis with GWK
- 3 Theoretical analysis
- 4 Conclusions

## Conclusions

- Impurity induced profile peaking observed in several experiments, including FTU LLL plasmas.
- Microstability analysis has been carried out to assess the role of turbulent transport.
- Both linear and non-linear simulations based on an FTU LLL discharge confirm that the presence of impurities can lead to inward turbulent flux of the main plasma species.
- A multi-fluid description has been developed to estimate the effects of plasma parameters on the particle flux (still in progress).

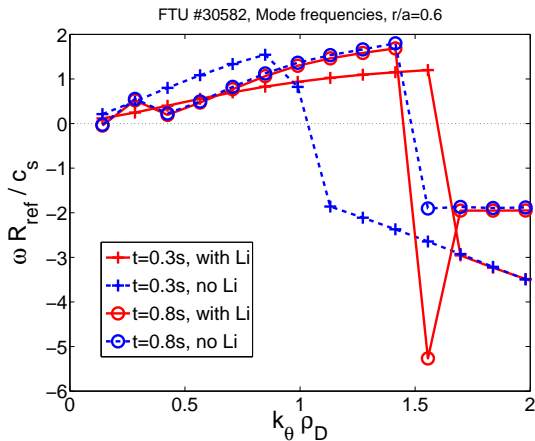
## Main references

**Thank you for your attention.**

Main references:

- A.G. Peeters et al., Computer Physics Communications 180, 2650 (2009)
- G. Mazzitelli et al., submitted to Nuclear Fusion
- M. Reshko, C.M. Roach, Plasma Phys. Control. Fusion 50 115002 (2008)
- E. Fable, C. Angioni and O. Sauter, Plasma Phys. Control. Fusion 52 015007 (2010)
- G.R. McKee et al., Phys. of Plasmas 7 5 (2000)

# Real Frequencies



# Simulation Parameters

## Linear:

- parallel gridpoints (ns) per period: 24, number of periods: 11
- parallel velocity gridpoints (nvpar): 36
- magnetic moment gridpoints (nmu): 10

## Non-Linear (experimental case):

- parallel gridpoints (ns): 16-24
- parallel velocity gridpoints (nvpar): 36-48
- magnetic moment gridpoints (nmu): 10
- circular geometry
- number of perpendicular modes: 21 bi-normal (NMOD), 83 radial (NX)
- maximum bi-normal wavenumber:  $(k_{\theta}\rho_D)_{max} = 1.65$
- $\hat{s} = 0.97$ ,  $q = 2.76$ ,  $\epsilon = 0.18$
- perpendicular box size:  $L_Y/\rho_D = 76.2$  (bi-normal),  $L_X/\rho_D = 74.7$  (radial)