

XP1023: Optimized RWM control for high $\langle \beta_N \rangle_{\text{pulse}}$ at low collisionality and I_i

S.A. Sabbagh, J.M. Bialek, S.P. Gerhardt, R.E.
Bell, J.W. Berkery, B. LeBlanc, J.E. Menard, et al.

*Department of Applied Physics and Applied Mathematics,
Columbia University, New York, NY, USA*

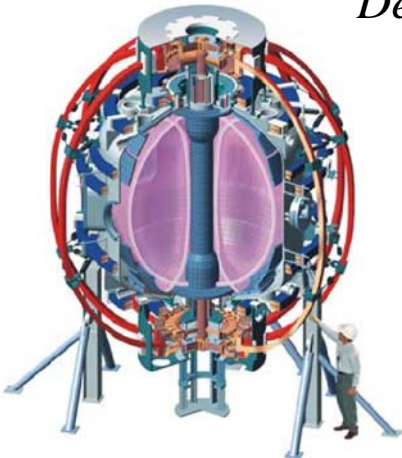
Princeton Plasma Physics Laboratory

NSTX Team Review

April 12th, 2010

Princeton Plasma Physics Laboratory

Columbia U
Comp-X
General Atomics
INEL
Johns Hopkins U
LANL
LLNL
Lodestar
MIT
Nova Photonics
NYU
ORNL
PPPL
PSI
SNL
UC Davis
UC Irvine
UCLA
UCSD
U Maryland
U New Mexico
U Rochester
U Washington
U Wisconsin
Culham Sci Ctr
Hiroshima U
HIST
Kyushu Tokai U
Niigata U
Tsukuba U
U Tokyo
JAERI
Ioffe Inst
TRINITY
KBSI
KAIST
ENEA, Frascati
CEA, Cadarache
IPP, Jülich
IPP, Garching
U Quebec



XP1023: Optimized RWM feedback control for high $\langle\beta_N\rangle_{\text{pulse}}$ at low collisionality and I_i

• Motivation

- Next-step ST devices (including the planned upgrade of NSTX) aim to operate at plasma collisionality and I_i below usual NSTX levels
- 2009 XP948 showed significantly higher RWM activity, lower β_N limit, in reduced I_i plasmas ($I_i \sim 0.45$ and below)

• Goals / Approach

- Improve reliability of RWM stabilization at low I_i , understand impact of reduced plasma collisionality using new LLD capability
 - Assess upper/lower RWM B_p , B_r sensors, with NEW AC compensation in feedback
 - B_r sensor feedback to provide RFA correction, B_p to provide RWM control
 - Provide superior control system settings for general NSTX XPs
 - Examine stabilization of unfavorable ω_ϕ profiles for RWM stability at low I_i
 - Address differences in experimental vs. single mode vs. multi-mode RWM model expectation of best spatial phase offset of lower / upper B_p sensors

• Addresses

- NSTX Research Milestone R(10-1), ReNeW Thrust 16.3, 16.4
- ITPA joint experiment MDC-2, MDC-17; 2010 IAEA FEC submission



Steady-State STs Targeted to Operate High β_N / I_i

Common Features of Present & Future STs

- High- κ and strong shaping.
- β_N values at or above the no-wall limit.
- Bootstrap fractions $\geq 50\%$.
- Confinement $\geq H$ -mode scaling.
- Comprehensive shape, profile and stability control.

Configuration Specific Features

- Range of normalized currents.
- Wide range of NBCD fractions.
- Wide range of normalized densities.

[1]: Peng, et al, PPCF 2005, Phase #3, 2 MW/m² NWL

[2]: ARIES-ST

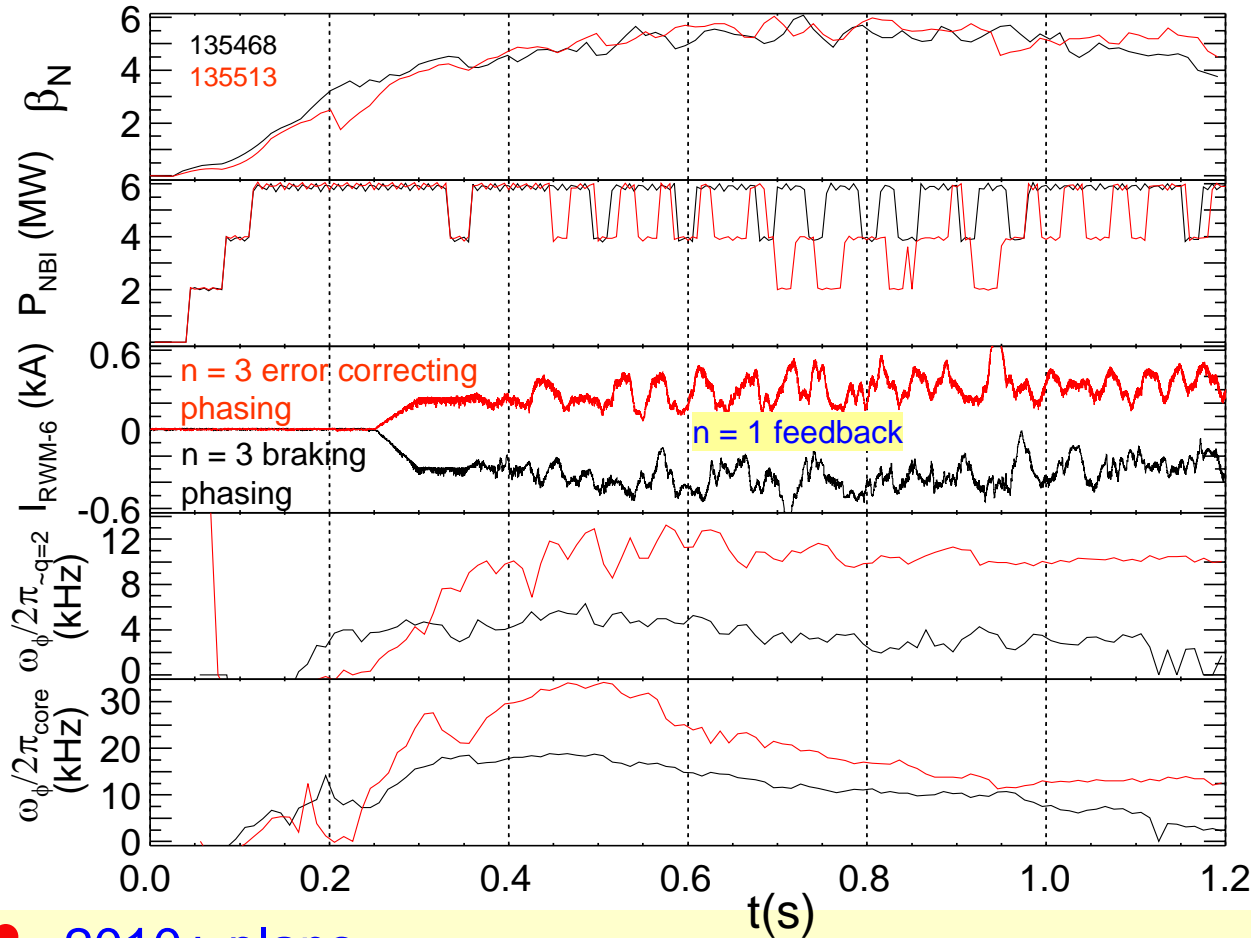
	NSTX	NSTX-U	NHTX	ST-CTF ¹	ST-Demo ²
κ	2.6	2.7	3	3.1	3.5
β_N	5.7	5.7	5	4-6	7.5
$I_i(1)$	0.55	0.65	0.6	0.35	0.25
I_N	2.5	2.1	3	4.5	6.7
f_{GW}	0.8	0.7	0.45	0.28	0.8
f_{BS}	0.54	0.7	0.7	0.5	0.96
f_{NBCD}	15	30	0.3	0.5	0
H_{98}	1.	1.2	1.3	1.5	1.3

S.P. Gerhardt (NSTX PAC-27)



NSTX

β_N feedback combined with $n = 1$ RWM control to reduce β_N fluctuations at varied plasma rotation levels



- Prelude to ω_ϕ control
 - Reduced ω_ϕ by $n = 3$ braking does not defeat FB control
 - Increased P_{NBI} needed at lower ω_ϕ

- Steady β_N established over long pulse
 - independent of ω_ϕ over a large range

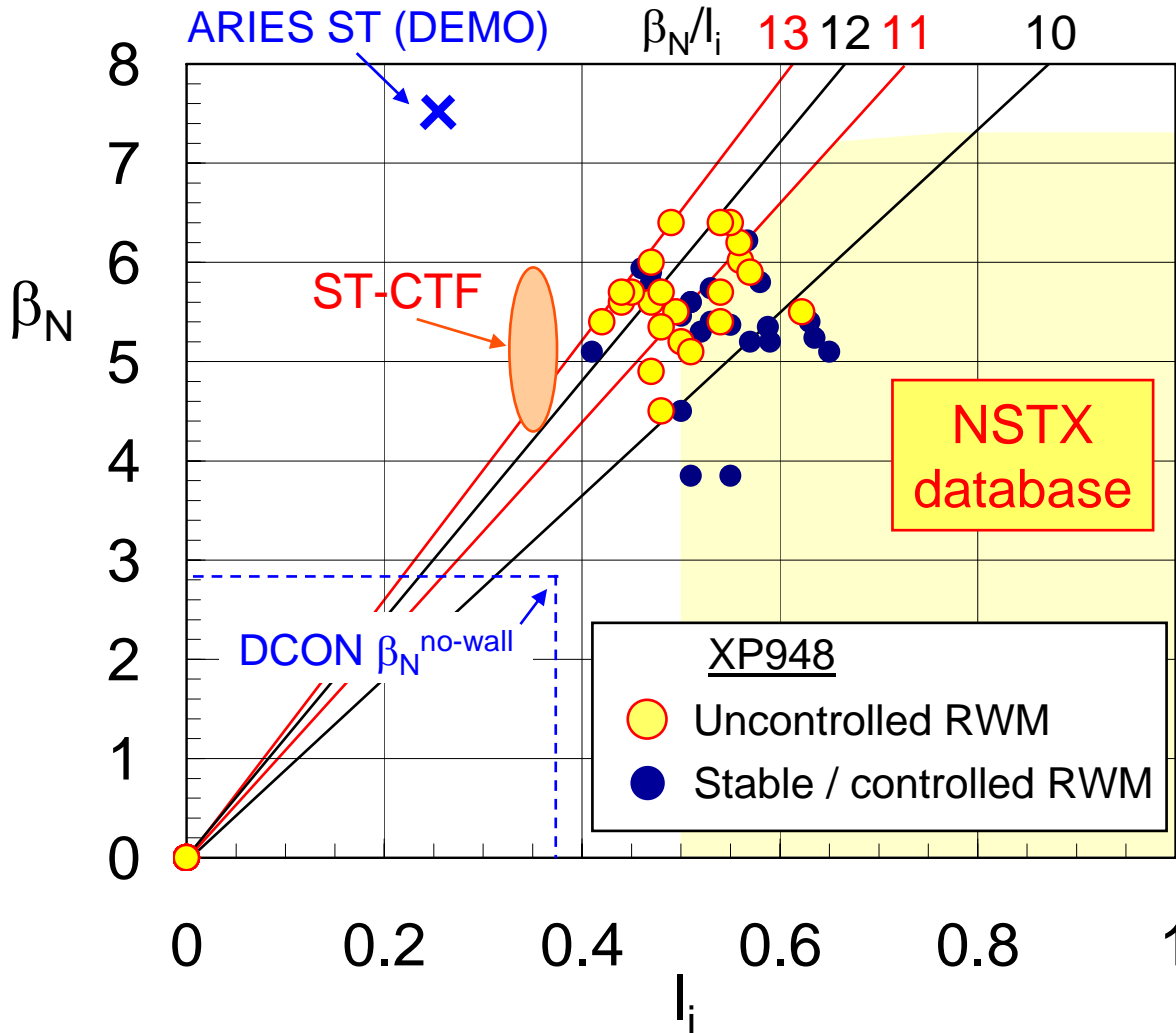
- 2010+ plans
 - XP to investigate lower plasma rotation, I_i , collisionality

S.A. Sabbagh, S. Gerhardt, D. Mastrovito, D. Gates

XP934: Sabbagh (Columbia U.)

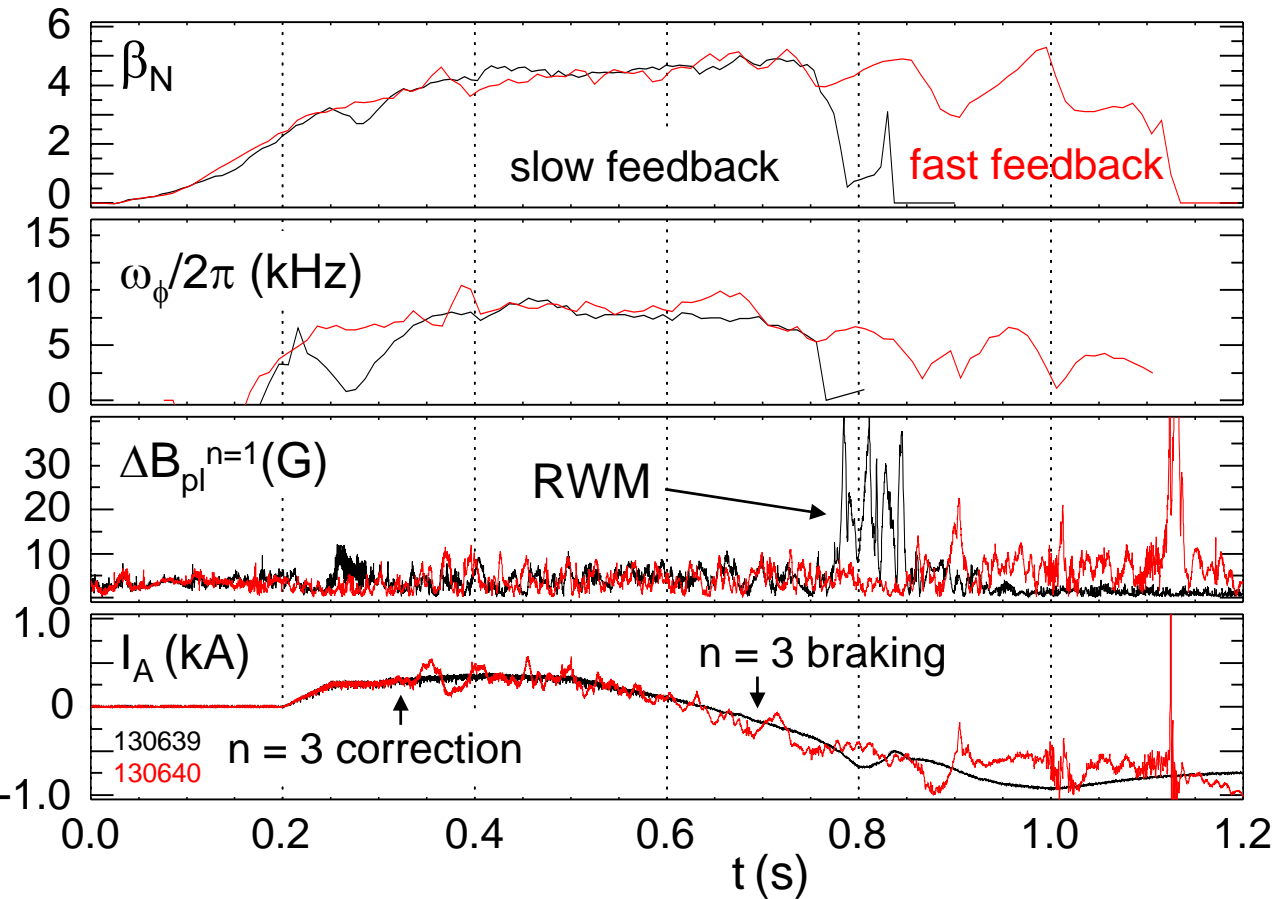


NSTX XP948 operated very low I_i , with high probability of RWM – can these plasmas be better controlled?



- Advancement in β_N/I_i toward targets
 - 2006 value: 11
 - XP948 (2009): 13
 - ST-CTF: 16
- Uncontrolled growing RWM occurred in about 50% of shots
 - ST-CTF target must be sustained indefinitely
- What value of I_i is the current-driven kink limit (unstable any β)?
 - DCON $n = 1$ no-wall limit for 135111 low: $\beta_N = 2.8$ ($I_i = 0.38$)

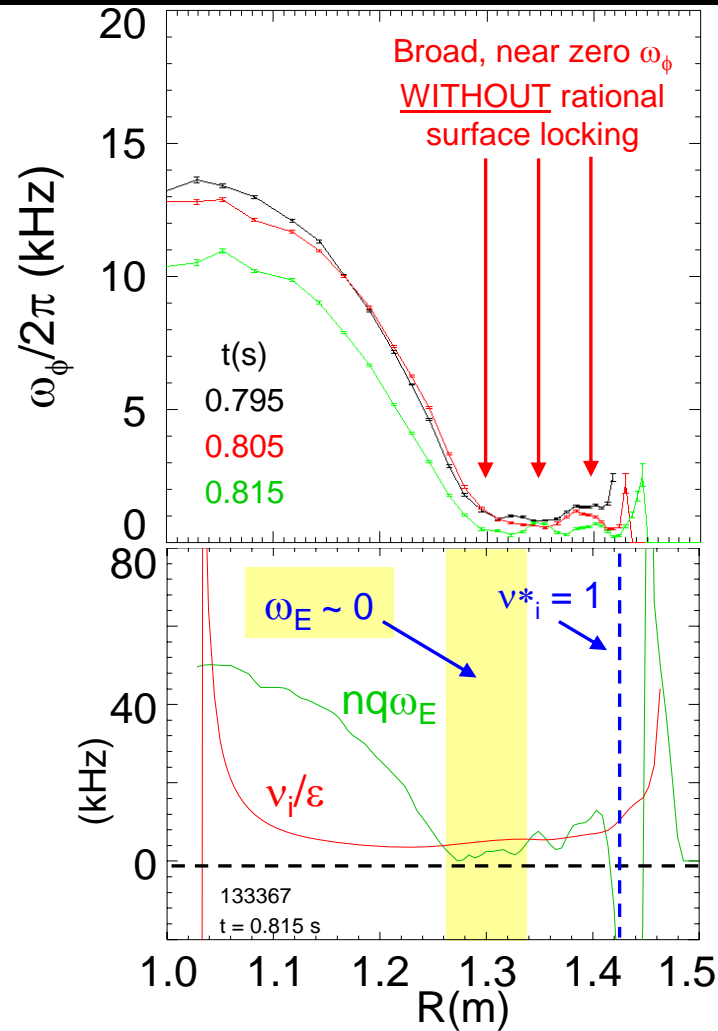
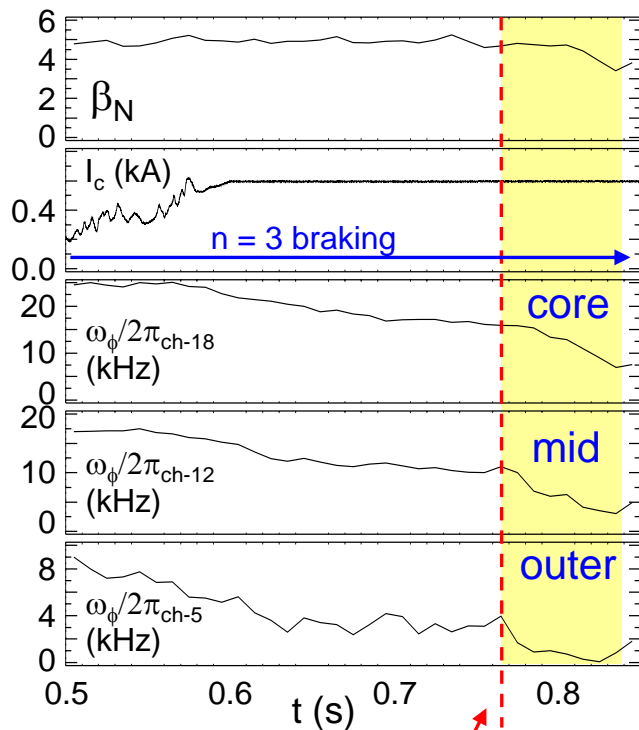
High β_N difficult to access at low plasma rotation when RWM feedback response sufficiently slowed



S.A. Sabbagh, et al, NF 50 (2010) 025020

- Low ω_ϕ access study for ITER
 - used $n = 3$ braking
- $n = 1$ feedback response speed significant
 - “fast” feedback allows high β_N at low V_ϕ
 - “slow” $n = 1$ “error field correction” (75ms smoothing of control current) suffers RWM
- Large β_N excursions at low ω_ϕ
 - Related to excursions in ω_ϕ as well (see next slide)
 - Motivated work to reduce β_N variation

Rotation control needs to model certain complexities of NTV rotation damping physics, such as behavior at low ω_E

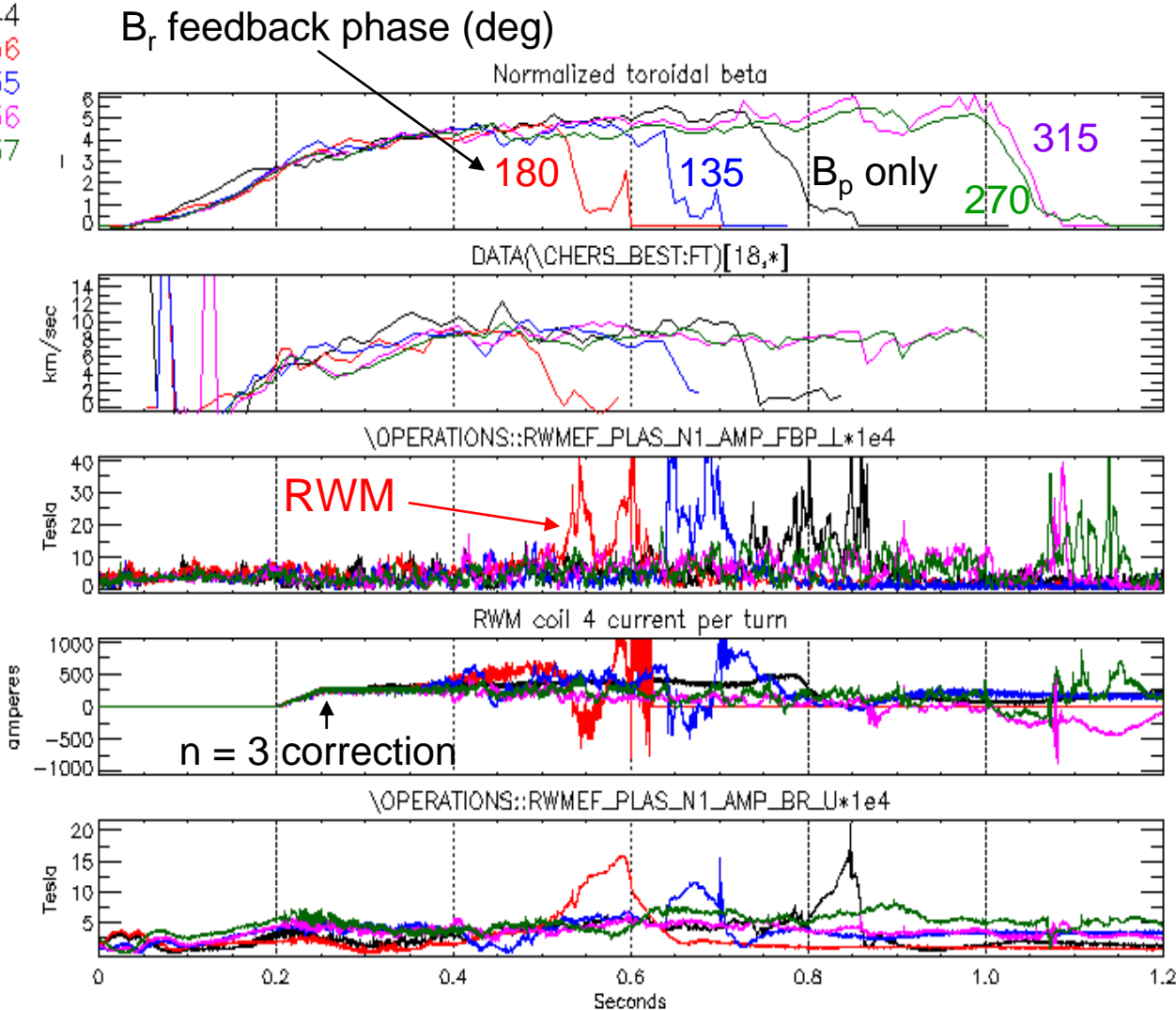


- **Faster braking with**
 - Constant β_N , applied $n = 3$ field
 - No mode activity
- Torque not $\propto 1/\omega_\phi$ (non-resonant)
 - NTV in “1/v regime” ($|nq\omega_E| < v_i/\epsilon$ and $v_i^* < 1$)
 - Stronger braking expected when $\omega_E \sim 0$ (superbanana plateau) (K.C. Shaing et al., PPFC 51 (2009))



Favorable feedback settings found for $B_p + B_r$ sensors

Shots:
 130244
 130256
 130635
 130636
 130637



- B_r feedback phase scan
 - B_r gain, phase varied to find best settings
- New XP
 - Use ~XP948 low I_i target
 - Low v by LLD
 - Find new favorable RWM FB settings at low I_i , low v
 - Demonstrate stable long pulse, vary ω_ϕ
 - Request 1 run day

Significant leverage from XPs and piggyback time will make XP1023 run efficient

Change of plans!

- LLD Survey XP

No survey XP yet – target development in this XP

 - Some (perhaps all?) target development will be run in the LLD survey XP
- XP1019 “ β_N FB” and XP1060 “RFA Suppression With Different Sensors/Time Scales in NSTX” (Gerhardt, et al.)
 - Shot plan of present XP1023 complements XP1060
 - aimed at plasmas with $\beta_N > \beta_N^{\text{no-wall}}$, to attain low I_i with long pulse
 - aimed at optimizing fast FB

XP1023 will run early; support XP1020
- Piggyback time
 - Evaluation of new compensations on B_p and B_r RWM sensors can be evaluated in piggyback during XPs not using “standard” $n = 1$ feedback system
 - Additionally – could run on 2nd control computer during another XP that is using $n=1$ RWM feedback

XP1023 will run early: B_r sensors ready?



XP1023: Optimized RWM feedback control for high $\langle \beta_N \rangle_{\text{pulse}}$ at low collisionality and I_i – shot plan

Task	Number of Shots
0) <u>Piggyback / pre-analysis</u>	
A) Determine best upper/lower RWM sensor spatial offset from experiment (with new compensations), - compare to single, multi-mode VALEN expectations; (choose settings for following runs)	
1) <u>Generate low I_i and low collisionality targets</u> (estimate ~ ½ day under revised schedule, no ν scan w/LLD)	
(use low I_i , ν target from LLD survey XP, optionally fall back on low I_i , long pulse target from 2009 (shot 135111))	
A) Establish target plasma (2 or 3 NBI sources)	2
B) Generate unstable RWM (by low I_i , and/or reduce plasma rotation / alter profile by $n = 3$ braking)	4
C) Vary I_i and/ or collisionality, and/or edge pressure gradient (focus on I_i under revised schedule)	4
2) <u>Assess optimal settings for $n = 1$ feedback; add other tools for control/stabilization</u>	
A) Feedback phase scan, B_p sensors with new AC compensation; +best setting w/ AC comp. off	6
B) Feedback phase scan, B_r sensors, new OHxTF, AC compensation; +best setting w/ AC comp. off	6
C) Introduce β_N feedback to run steady, high $\langle \beta_N \rangle_{\text{pulse}}$; use $n = 3$ braking if at unstable ω_ϕ for RWM	4
3) <u>Generate high $\langle \beta_N \rangle_{\text{pulse}}$ at low ω_E</u>	
A) Generate lowest possible ω_ϕ at high β_N with $n = 1$ FB on; also with AC field and no FB for Xp1020	4
B) Introduce β_N feedback to (A) to run steady, high $\langle \beta_N \rangle_{\text{pulse}}$	2
C) <u>RF Approach</u> : Apply best FB settings above to RF target with $\beta_N > \beta_N^{\text{no-wall}}$ (PAC recommendation)	8
(target established in other XPs (e.g. XP1012: LeBlanc RF H-mode XP, etc.))	

Total: 32; 8



XP1023: Optimized RWM feedback control for high $\langle \beta_N \rangle_{\text{pulse}}$ at low collisionality and I_i – Diagnostics, etc.

● Required diagnostics / capabilities

- ❑ RWM feedback algorithm “miu” available in the PCS
- ❑ RWM coils in standard $n = 1,3$ configuration
- ❑ CHERS toroidal rotation measurement
- ❑ Thomson scattering
- ❑ MSE
- ❑ Standard magnetics / diamagnetic loop

● Desired diagnostics

- ❑ USXR
- ❑ FIDA
- ❑ FReTip
- ❑ Fast camera