

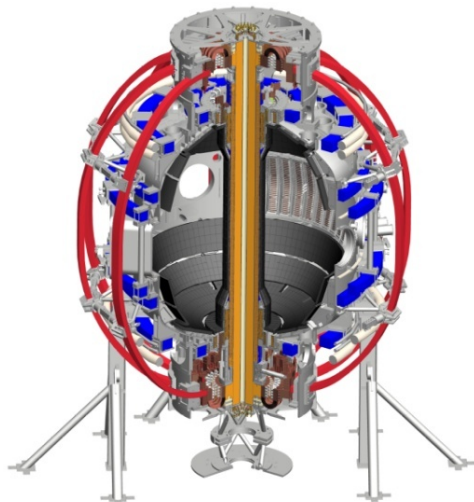
Snowflake divertor configuration control and scenario development

Vlad Soukhanovskii

and the NSTX Research Team

**NSTX-U FY2015 Research Forum
Princeton, NJ
24 February 2015**

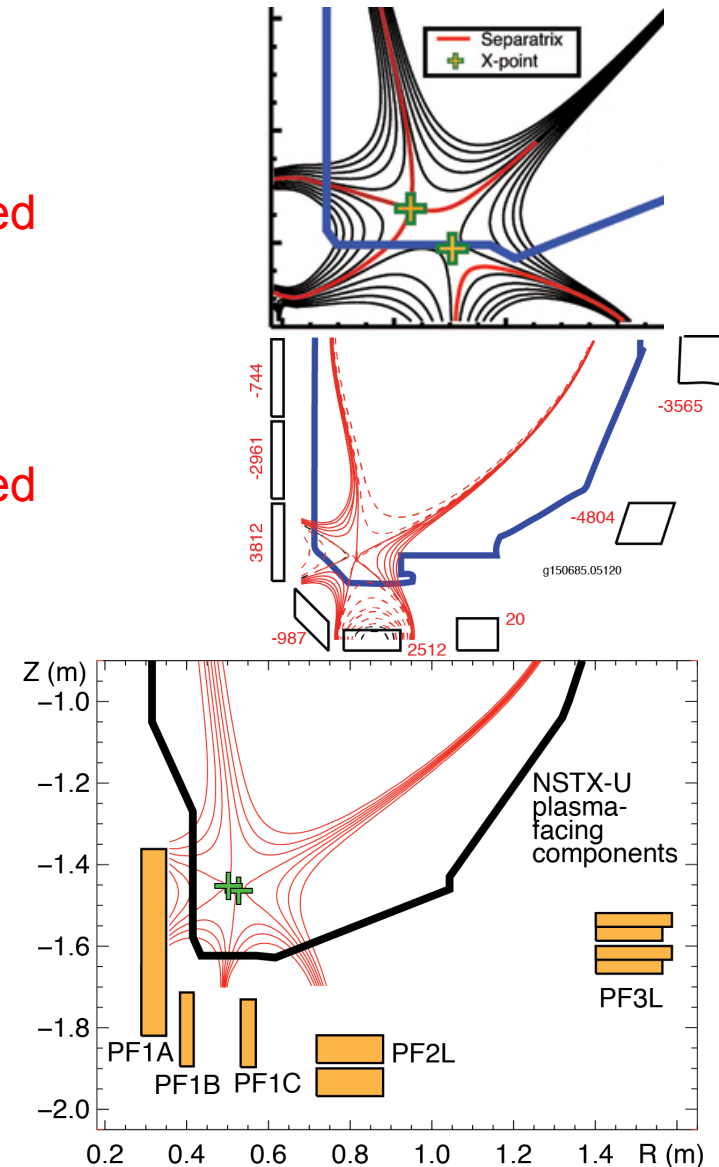
Coll of Wm & Mary
 Columbia U
 CompX
 General Atomics
 FIU
 INL
 Johns Hopkins U
 LANL
 LLNL
 Lodestar
 MIT
 Lehigh U
 Nova Photonics
 ORNL
 PPPL
 Princeton U
 Purdue U
 SNL
 Think Tank, Inc.
 UC Davis
 UC Irvine
 UCLA
 UCSD
 U Colorado
 U Illinois
 U Maryland
 U Rochester
 U Tennessee
 U Tulsa
 U Washington
 U Wisconsin
 X Science LLC



Culham Sci Ctr
 York U
 Chubu U
 Fukui U
 Hiroshima U
 Hyogo U
 Kyoto U
 Kyushu U
 Kyushu Tokai U
 NIFS
 Niigata U
 U Tokyo
 JAEA
 Inst for Nucl Res, Kiev
 Ioffe Inst
 TRINITI
 Chonbuk Natl U
 NFRI
 KAIST
 POSTECH
 Seoul Natl U
 ASIPP
 CIEMAT
 FOM Inst DIFFER
 ENEA, Frascati
 CEA, Cadarache
 IPP, Jülich
 IPP, Garching
 ASCR, Czech Rep

Snowflake divertor is a leading candidate for divertor heat flux mitigation in NSTX-U

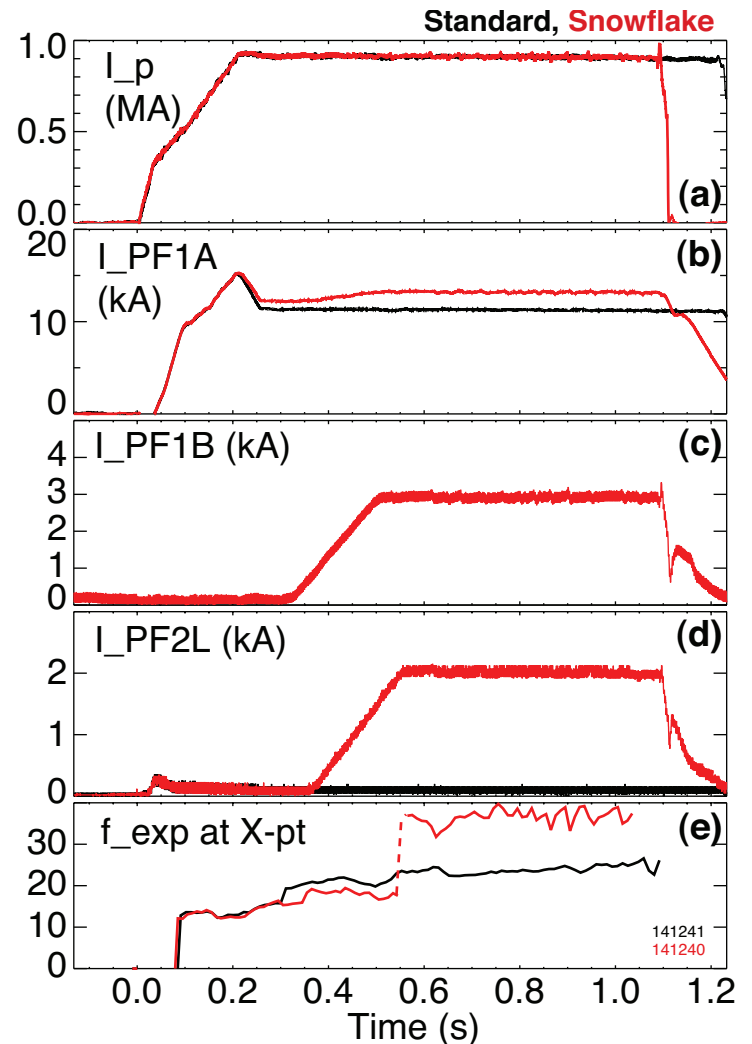
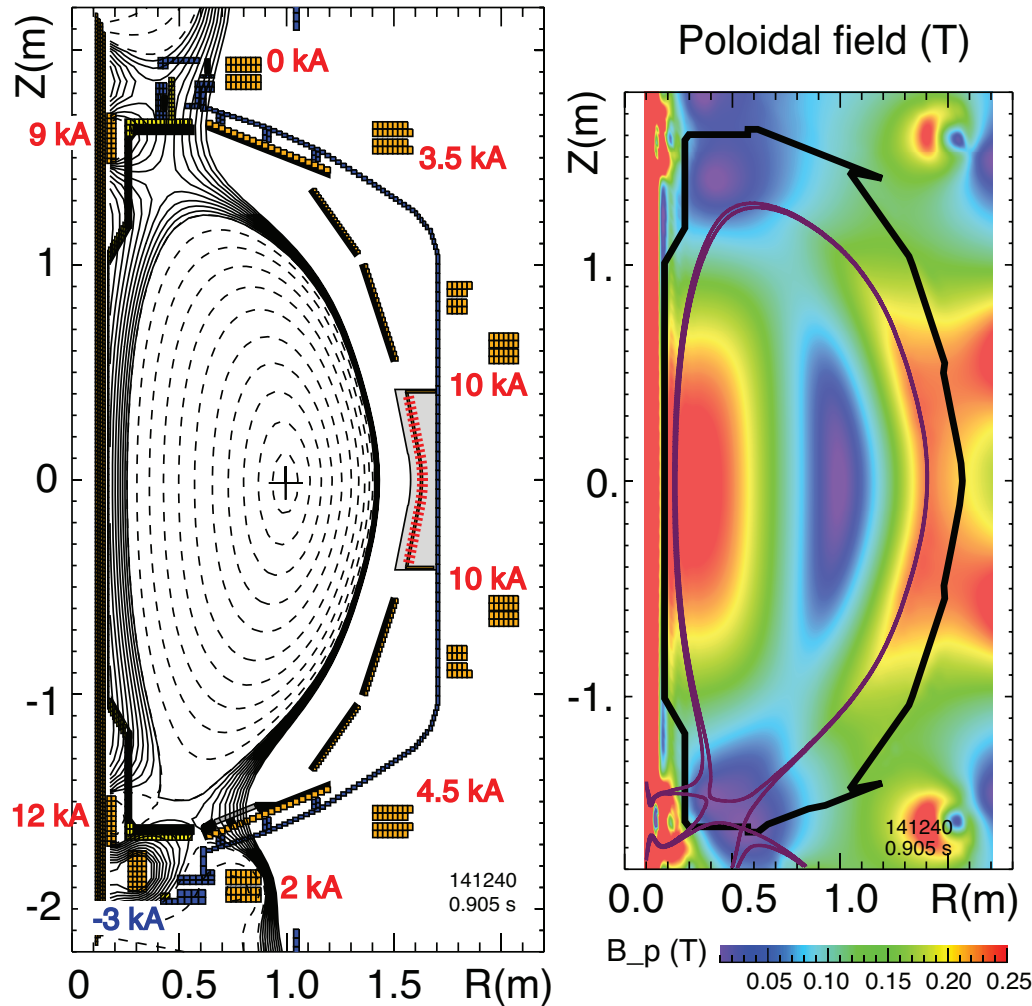
- Status of snowflake control
 - NSTX (2009-2010)
 - Strike point PCS control + pre-programmed PF1B
 - Pre-programmed PF1A, PF1B, PF2L
 - DIII-D (2012-2014)
 - Strike point PCS control + pre-programmed coil currents
 - Initial work on feedback-controlled d_{xx} , θ_{xx}
 - TCV (2009-2014)
 - Pre-programmed coil currents
 - NSTX-U
 - New coil layout
 - Near-term coils: PF1A, PF1C, PF2L
 - Longer term- up-down snowflake



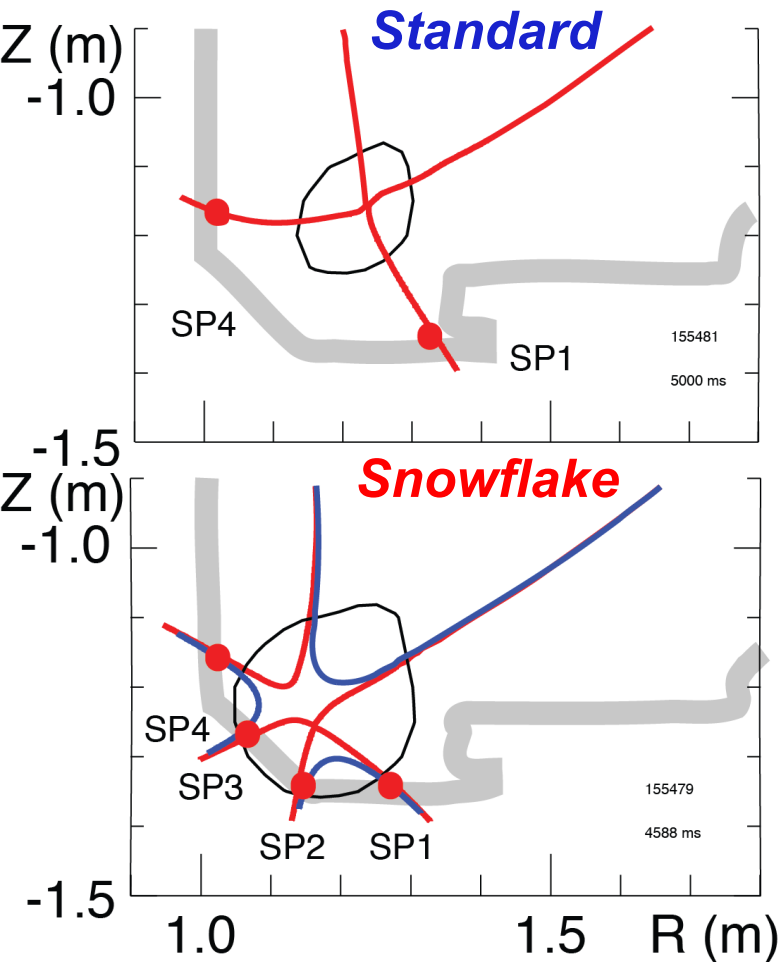
Two-pronged approach to snowflake control is proposed to enable initial data in FY15 and timely development for R16-1

1. Obtain SF configurations with pre-programmed currents (submitted Enabling/Cross-cutting XP)
 - Use gap control initially, then X-point or SP control from PCS
 - Verify coil current targets from ISOLVER models
 - Verify vertical stability, configuration stability beyond 0.5 s, etc
2. In parallel, start developing PCS feedback control of snowflake-plus and snowflake-minus
 - 1) Implement Makowski null-point tracker
 - 2) Develop and implement null-point seniority (what is the primary null, what is the secondary null)
 - 3) Implement inter-null distance control
 - Keep null-point orientation fixed at 45 or 45 degrees corresponding to snowflake-plus and snowflake-minus.
 - Exact snowflake will be obtained in the asymptotic limit of inter-null distance $\rightarrow 0$ (as limited by PCS spatial grid resolution)

Snowflake-minus divertor configurations obtained with existing divertor coils in NSTX, maintained for up to $10 \tau_E$



Large Region of Low B_p Around Second-order Null in Snowflake Divertor is Predicted to Modify Power Exhaust



Low B_p contour: $0.1 B_p / B_p^{mid}$

• Geometry properties

Criterion: $d_{xx} \leq a (\lambda_q / a)^{1/3}$

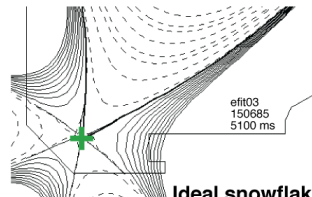
- Higher edge magnetic shear
- Larger plasma wetted-area $A_{wet} (f_{exp})$
- Larger parallel connection length $L_{||}$
- Larger effective divertor volume V_{div}

• Transport properties

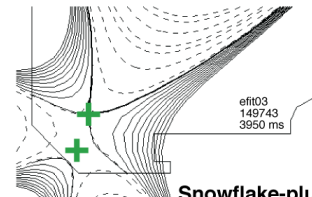
Criterion: $d_{xx} \leq D^* \sim a (a \beta_{pm} / R)^{1/3}$

- High convection zone with radius D^*
- Power sharing over four strike points
- Enhanced radial transport (larger λ_q)

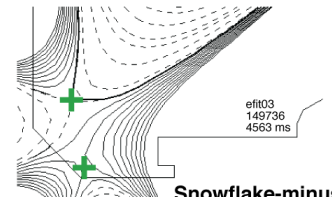
“Laboratory for divertor physics”



Ideal snowflake



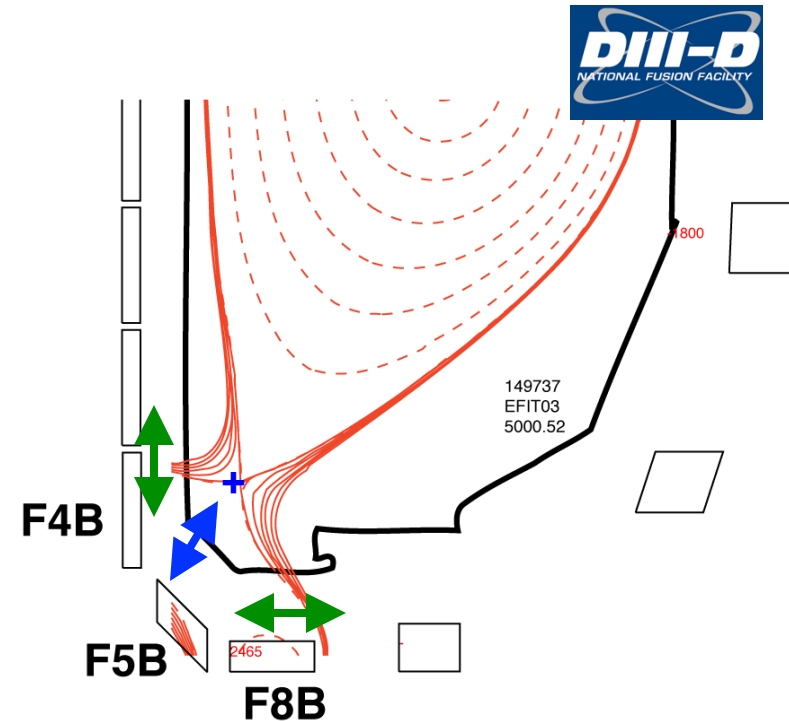
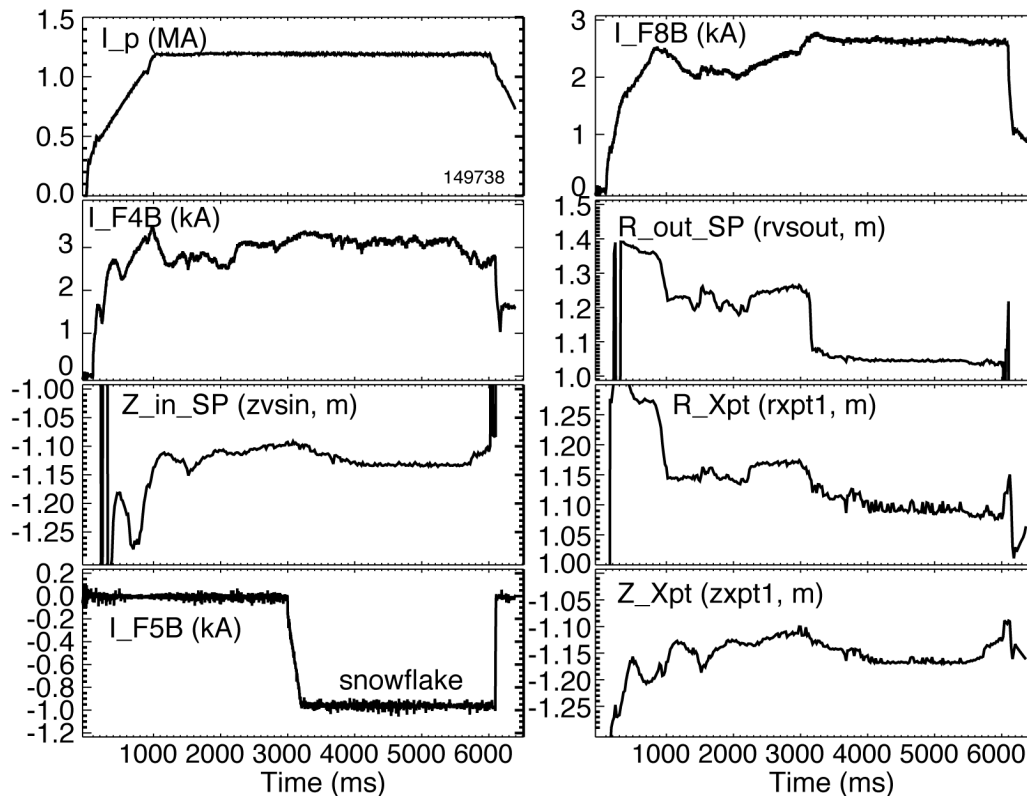
Snowflake-plus



Snowflake-minus



Snowflake configurations obtained in DIII-D from the standard divertor using an algorithm developed at NSTX



- Grad-Shafranov equilibria modeling of possible configurations
- Inner and outer strike point positions controlled by PCS using F4B and F8B coils
- Secondary null-point formed and pushed in using F5B